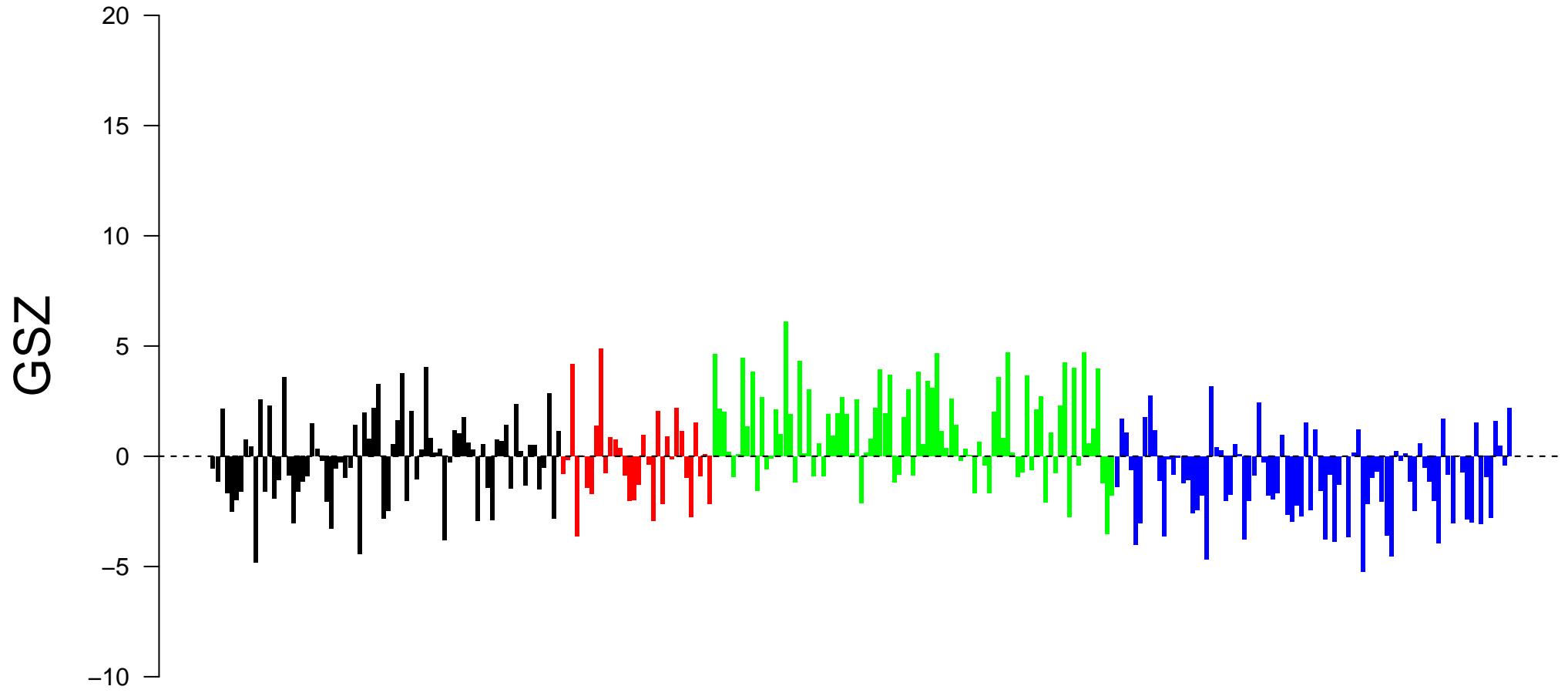
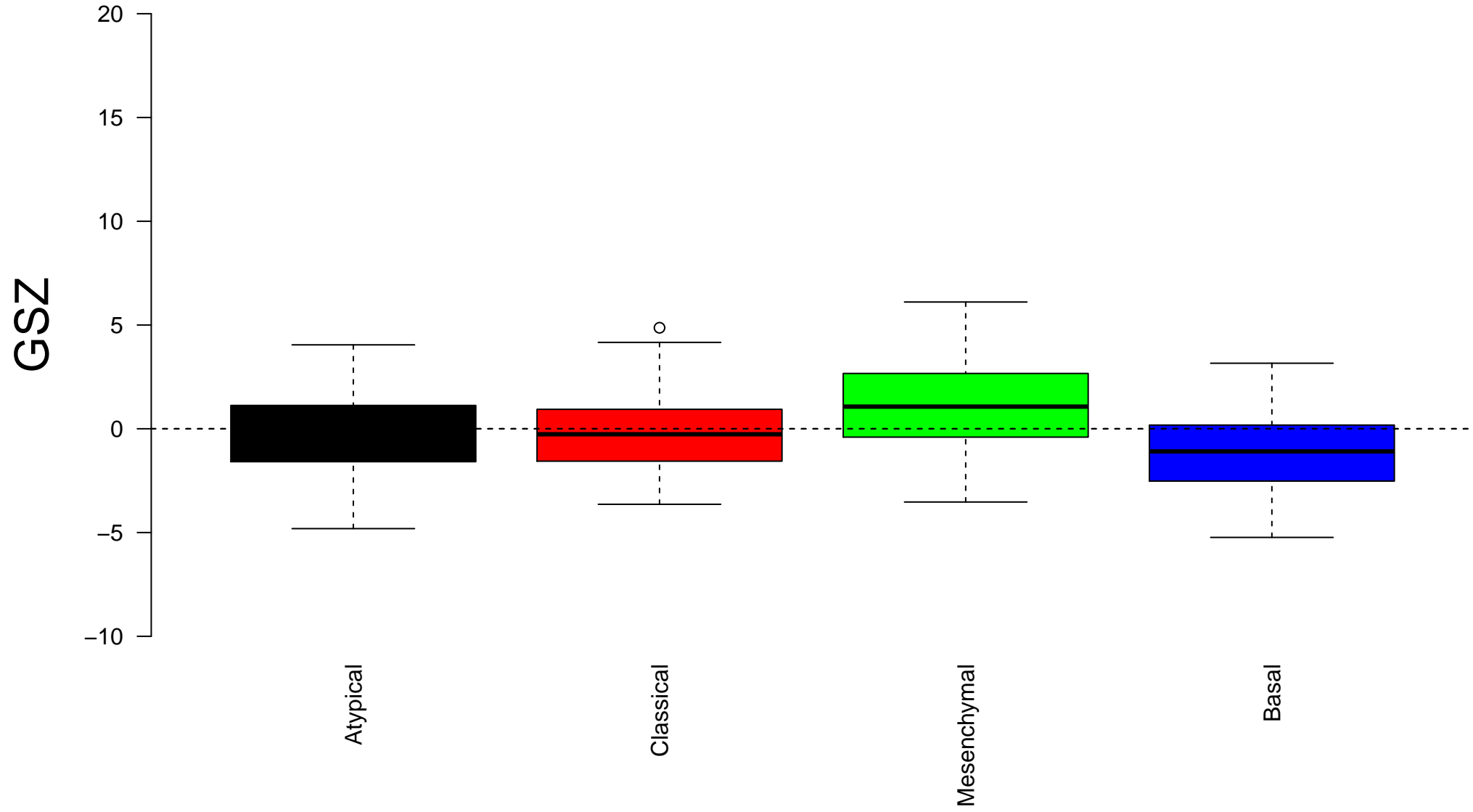


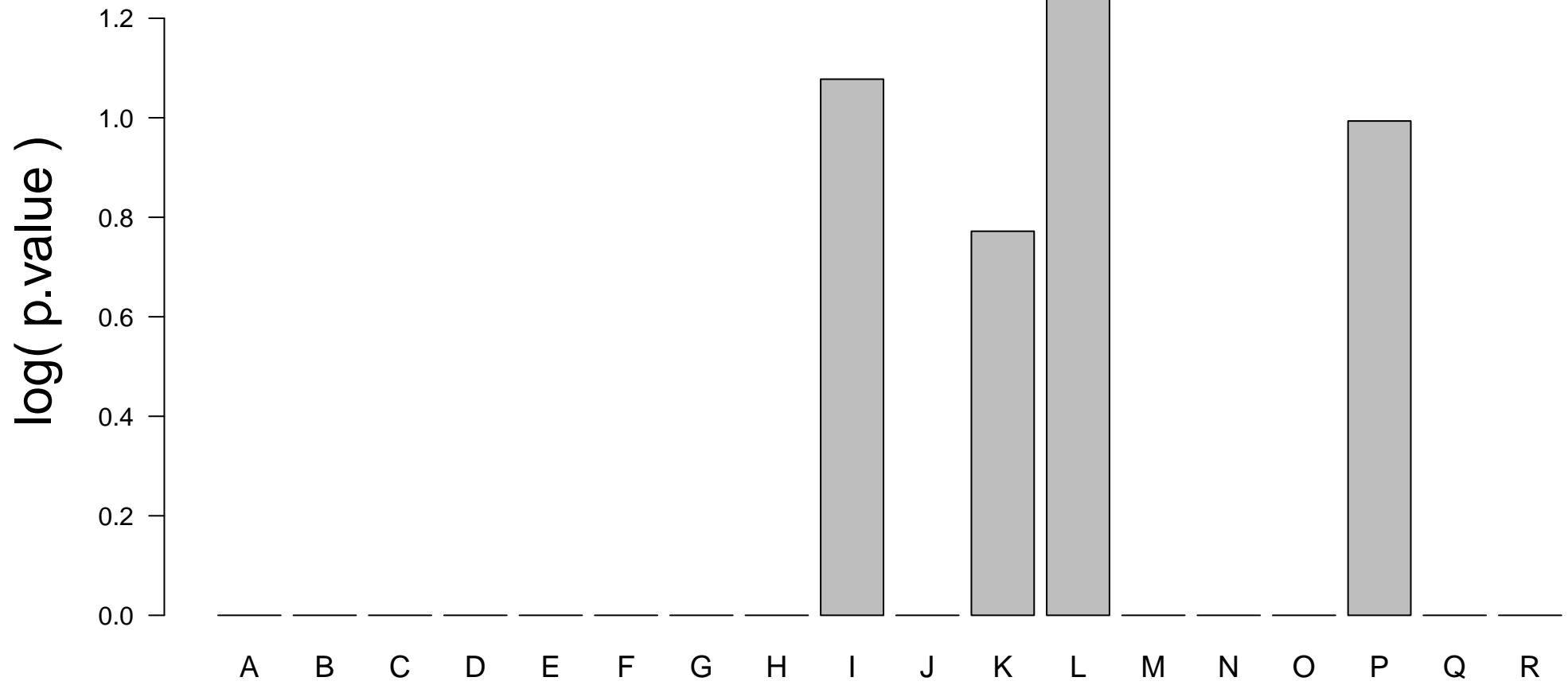
COLIN_PILOCYTIC_ASTROCYTOMA_VS_GLIOMASTOMA_DN




COLIN_PILOCYTIC_ASTROCYTOMA_VS_GLIOMASTOMA_DN




Enrichment in spots: COLIN_PILOCYTIC_ASTROCYTOMA_VS_GLIOBLASTOMA_DN




Expression of COLIN_PILOCYTIC_ASTROCYTOMA_VS_GLIOMASTOMA_DN in Spot A




Expression of COLIN_PILOCYTIC_ASTROCYTOMA_VS_GLIOMASTOMA_DN in Spot B




Expression of COLIN_PILOCYTIC_ASTROCYTOMA_VS_GLIOMASTOMA_DN in Spot C




Expression of COLIN_PILOCYTIC_ASTROCYTOMA_VS_GLIOMASTOMA_DN in Spot D




Expression of COLIN_PILOCYTIC_ASTROCYTOMA_VS_GLIOMASTOMA_DN in Spot E




Expression of COLIN_PILOCYTIC_ASTROCYTOMA_VS_GLIOMASTOMA_DN in Spot F



Expression of COLIN_PILOCYTIC_ASTROCYTOMA_VS_GLIOMASTOMA_DN in Spot G

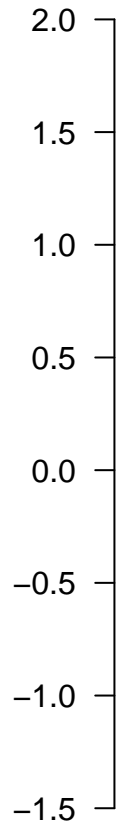


Expression of COLIN_PILOCYTIC_ASTROCYTOMA_VS_GLIOMASTOMA_DN in Spot H




Expression of COLIN_PILOCYTIC_ASTROCYTOMA_VS_GLIOMASTOMA_DN in Spot I

Δe

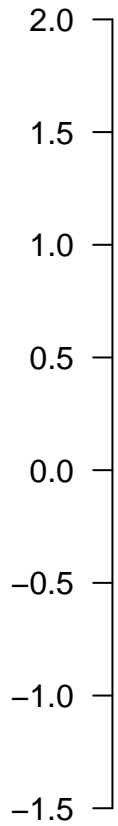


Expression of COLIN_PILOCYTIC_ASTROCYTOMA_VS_GLIOMASTOMA_DN in Spot J



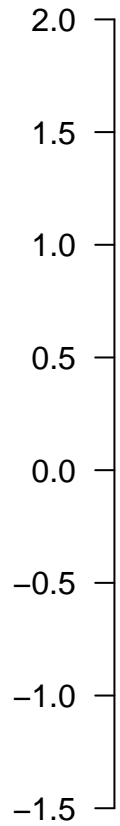
Expression of COLIN_PILOCYTIC_ASTROCYTOMA_VS_GLIOMASTOMA_DN in Spot K

Δe




Expression of COLIN_PILOCYTIC_ASTROCYTOMA_VS_GLIOMASTOMA_DN in Spot L


Δe




Expression of COLIN_PILOCYTIC_ASTROCYTOMA_VS_GLIOMASTOMA_DN in Spot M



Expression of COLIN_PILOCYTIC_ASTROCYTOMA_VS_GLIOMASTOMA_DN in Spot N

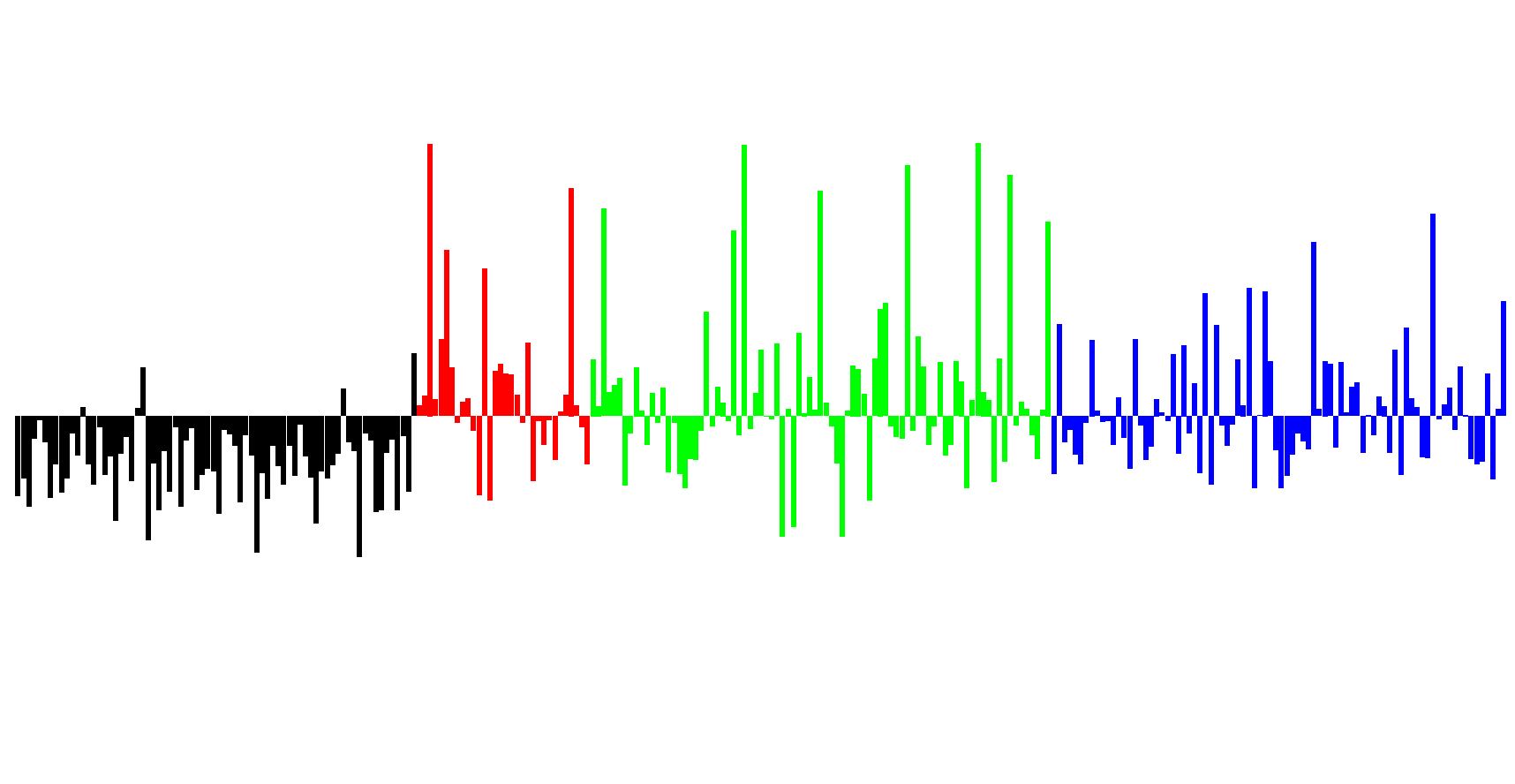
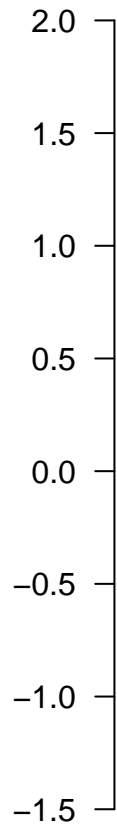


Expression of COLIN_PILOCYTIC_ASTROCYTOMA_VS_GLIOMASTOMA_DN in Spot O




Expression of COLIN_PILOCYTIC_ASTROCYTOMA_VS_GLIOMASTOMA_DN in Spot P

Δe



Expression of COLIN_PILOCYTIC_ASTROCYTOMA_VS_GLIOMASTOMA_DN in Spot Q



Expression of COLIN_PILOCYTIC_ASTROCYTOMA_VS_GLIOMASTOMA_DN in Spot R

